

LITTLE  
**BIG**  
LESSONS



Rick Hansen  
Foundation   
School Program

PRESENTED BY



FUTURE PROSPECTS

Scotiabank®



**GHOSTLY**   
**CROSSWORD**



**RECOMMENDED FOR GRADES 4-8**



## INSTRUCTIONS





Read the following story and complete the creepy crossword below.

It was finally Halloween. The last evening of **October** was cold and windy. Outside you could see the **bats** flying around in the night. Madi was excited to wear her Princess dress and crown, and trick or treat with her friend Brooke. Before Madi left her house, she made sure her dog Julio was inside so that he would be **safe** from all the scary ghouls that would be coming to the house. Brooke was just as excited to be going as a cowgirl. This would be the first time she was allowed to go on her own with a friend. Brooke has a vision impairment and it is especially hard for her to see in the dark. Madi promised to help make Halloween accessible for **everyone**, including Brooke. To make sure the night went smoothly, Madi was going to check the driveways to make sure there were no **barriers** like stairs, curbs or steep driveways for Brooke to have to go down.

As they began to walk the neighbourhood street, they could hear the “**boo**” sounds from passing ghosts. The first house they chose to visit was at the end of a spooky driveway, the house was surely **haunted**. There was a **witch** stirring her cauldron, and they could see a **werewolf** howling in the window. As they walked closer to the house there were flashing lights and loud noises that seemed very **stressful** for some of the trick or treaters. Madi and Brooke approached the middle of the **driveway** where the owners had a trick or treat station that was **accessible** for everyone. They received their candy from a nice lady who was wearing a sparkly **mask** that covered her nose and mouth. They were then off to the next home. They noticed that many of the homes they went to had lanterns and other bright decorations to help make their driveways more accessible and safe. They also noticed that many people kept a **clear** pathway to their trick or treat station to ensure safety for everyone. Brooke and Madi had a great time trick or treating together and after their parents checked their candies, they ate until their tummies hurt.

Happy **Halloween!**

LITTLE  
**BIG**  
LESSONS



LITTLE  
**BIG**  
LESSONS



**Across**

1. Ghostly talk.
4. A house where ghosts live is thought of as \_\_\_\_\_.
7. Stairs, curbs and steep driveways are a \_\_\_\_\_ for kids who have mobility issues.
10. You can make Halloween accessible for \_\_\_\_\_.
11. Stirs potions in a cauldron.
12. Having lanterns and other well-lit spooky decorations is a great way to make your driveway this.
13. Keep your pets in the house to keep everyone \_\_\_\_\_.
15. If we do this to our driveways, everyone can walk up to our trick-or-treat station safely.

**Down**

2. Halloween month.
3. Night flying mammal.
5. Where could you have a trick-or-treat station that is accessible to everyone?
6. Happy \_\_\_\_\_.
8. Human that transforms into a wolf.
9. Flashing lights and loud noises, can be this for some kids.
14. You wear this over your nose and mouth to prevent germs from spreading.



For more information on how to plan an inclusive and accessible Halloween, please visit [www.treataccessibly.com](http://www.treataccessibly.com)

**ANSWERS**





**Across**

1. Ghostly talk. (**boo**)
4. A house where ghosts live is thought of as **haunted**.
7. Stairs, curbs and steep driveways are a **barrier** for kids who have mobility issues.
10. You can make Halloween accessible for **everyone**.
11. Stirs potions in a cauldron. (**witch**)
12. Having lanterns and other well-lit spooky decorations is a great way to make your driveway this. (**accessible**)
13. Keep your pets in the house to keep everyone **safe**.
15. If we do this to our driveways, everyone can walk up to our trick-or-treat station safely. (**clear**)

**Down**

2. Halloween month. (**october**)
3. Night flying mammal. (**bat**)
5. Where could you have a trick-or-treat station that is accessible to everyone? (**driveway**)
6. Happy **Halloween**.
8. Human that transforms into a wolf. (**werewolf**)
9. Flashing lights and loud noises, can be this for some kids. (**stressful**)
14. You wear this over your nose and mouth to prevent germs from spreading. (**mask**)



For more Little Big Lessons, go to [RickHansen.com/LittleBig-Lessons](http://RickHansen.com/LittleBig-Lessons) and click on Sign Up.

Rick Hansen  
Foundation   
School Program

PRESENTED BY



FUTURE  PROSPECTS  
BOSTON PIZZA FOUNDATION

**Scotiabank**<sup>®</sup>

Made possible by our Co-Presenting Partners Boston Pizza Foundation Future Prospects and Scotiabank and the generous support of CGI, Brian Hesje, The Gordon and Ruth Gooder Charitable Foundation and The Slight Family Foundation.

**CGI**

THE GOODER FOUNDATION

THE  
**SLAIGHT**  
FAMILY FOUNDATION

Boston Pizza, the Boston Pizza roundel and Boston Pizza Foundation are registered trademarks of Boston Pizza Royalties Limited Partnership, used under license. Future Prospects & child silhouette design is a registered trademark of Boston Pizza Foundation.